

Mango Treat



0124CH03



Let us Read

The birds are watching a squirrel eating a mango.



One bird joins.



Now 2 of them are eating the mango.



One more bird joins.

Now 3 of them are eating the mango.



One more bird joins.

Now 4 of them are eating the mango.



One more bird joins.

Now 5 of them are eating the mango.



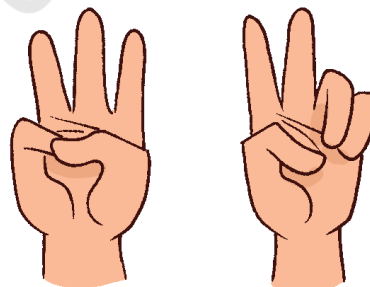
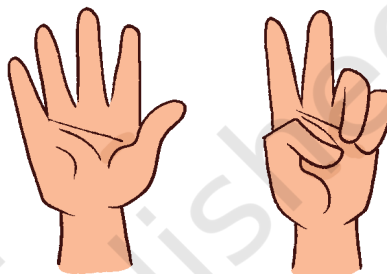
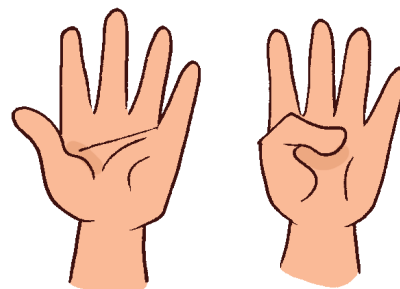
Let us Talk

- Identify the birds in the picture.
- How many animals or birds were eating the mango in the beginning?
- How many more animals or birds joined every time?
- What is 1 more than 1, 1 more than 2... up to 9?
- How many animals and birds ate the mango at the end?

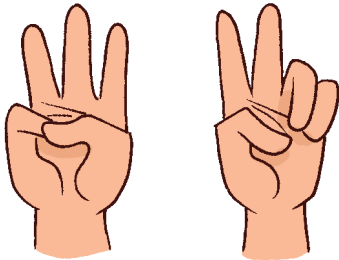
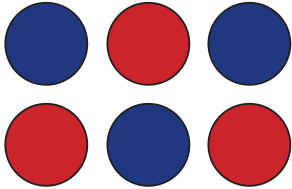



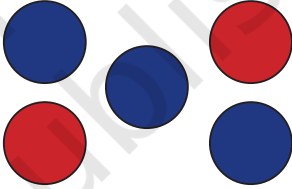


Talk about counting numbers as the animals join. Enact the story where all children play the role of different animals or birds and make their respective sounds. Talk about different birds or animals, their sounds and their habitats.



Match the number of birds with the number of fingers.



Match the fingers with correct number of dots (one has already been done for you).



Let us Play – Mime with Fingers



Show 3 fingers to your friend. Your friend has to show 3 fingers but in a different way. Similarly, you can play for other numbers.

What are the different ways of showing 4 fingers using one hand?





Let us Play Outside




Children can move in a circle by holding hands and singing songs. A child claps and says four. All children can make groups of four by holding hands. The left out children can count the number of children in each group. Similarly, children continue this game by saying different numbers up to 9.



My Drawing Day

A drawing event held for children on 'Ekta Diwas' (31st October). Assign different objects to each child by drawing a line as shown in the picture.



Help them to know if they have enough material.

Tick more or less or equal.

Objects	More than the number of children	Less than the number of children	Same as the number of children



Discuss with children how did they find out which items are more or less or equal. Also discuss the habit of sharing objects among the group when children are more than the items or objects. Also discuss the importance of Ekta Diwas.






Let us Do

A. Tick the one which is more in number.



B. Tick the one which is less in number.



C. Tick the one which is less in number.



Let us Play – Finger Game

- Play this finger game with your friend. Show some fingers for example, four fingers. Your friend has to show less fingers than four.
- Ask your friend to show more than that number, more number in some other way, and less number in some other way.










Numbers 1, 2, 3... Go!




Look at the pictures and follow the instructions.








A. Draw a \triangle around the objects which are one in number in the above picture and write down 1 below.

1  One


      








B. Draw a \circ around the objects which are two in number in the above picture and write down 2 below.

2  Two

C. Draw a \square around the objects which are three in number in the above picture and write down 3 below.

3  Three





D. Draw a \triangle around the objects which are four in number in the above picture and write down 4 below.

4										
Four										

E. Draw a \circ around the objects which are five in number in the above picture and write down 5 below.

5										
Five										

F. Draw a \square around the objects which are six in number in the above picture and write down 6 below.

6										
Six										





G. Draw a \triangle around the objects which are seven in number in the above picture and write down 7 below.

7										
Seven										

H. Draw a \circ around the objects which are eight in number in the above picture and write down 8 below.

8										
Eight										

I. Draw a \square around the objects which are nine in number in the above picture and write down 9 below.

9										
Nine										

Encourage counting objects and writing numerals on sand. Ask a child to scribble numeral on the back of another child. Let the child guess which number is written. Tell the children that the group of seven stars in the above picture which can be seen in the sky every night is known as *Saptarshi* or Big Dipper.





Count and Match



3



7




5




Count and Colour

A. Colour 8 stars.



B. Colour 5 flowers.




C. Colour 6 balls.



Join the Numbers in a Order

A. Draw a path from numbers 1 to 9 in the correct order. The lines should not cross each other.

i.




ii.

1	3	4
9	2	5
8	7	6

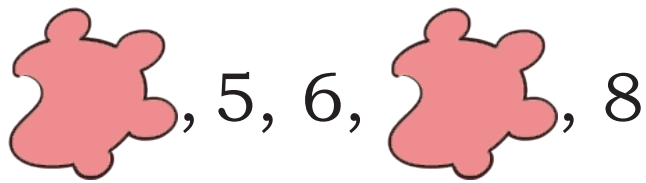
iii.

5	6	7
4	3	8
1	2	9


B. A naughty monkey shuffled the number cards. Write them in a correct order from the smallest to the largest.



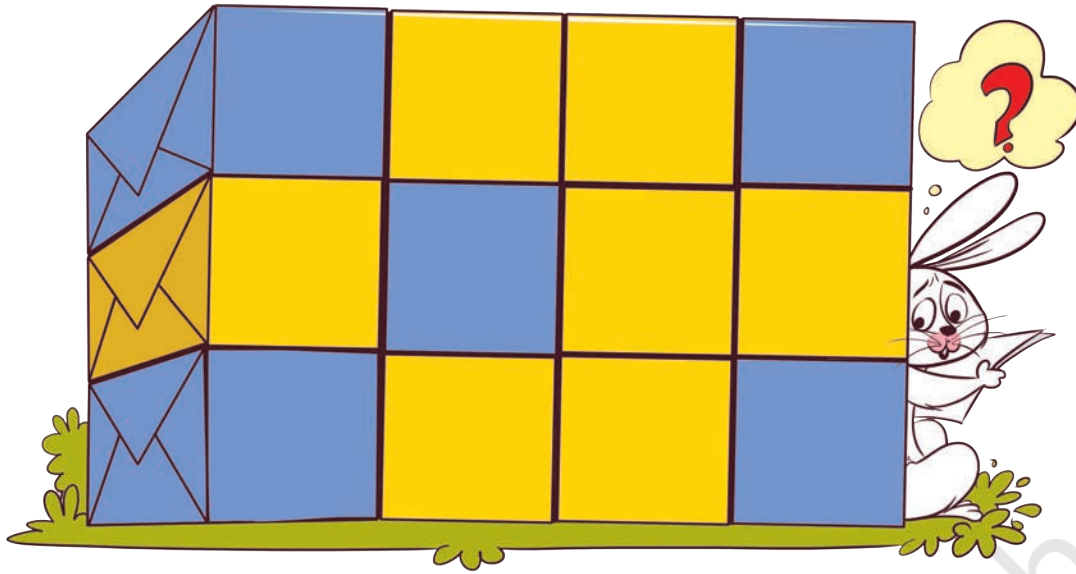
C. The cat has walked all over the worksheet. Write down the missing numbers.



Colour the Biggest Number




A. How many **yellow** boxes are there? Count and write the number.




B. How many *jamuns* are there in the given picture?




C. Write the number of sheep seen in the picture.



D. Draw any 4 fruits.




E. Which two groups together have 8 fruits? Encircle them.



F. Which two groups together have 7 umbrellas? Encircle them.



G. Which are less in number? Cups or Spoons? Encircle them.



Project Work

Ask children to make their own number cards 1 to 9. They can use different colour papers. They can stick or draw equal number of objects on the number card.

