




## WHAT'S GOING ON ?

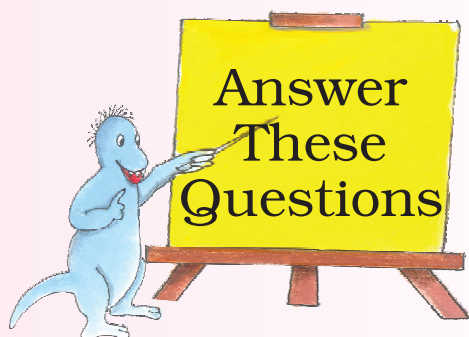


Here is a picture. There are six children in it. Four children **are playing** carrom. Two boys **are watching** the game. Two kittens **are playing** with a ball of wool. Two dogs **are chasing** the birds.



Here is another picture. The family **is getting** ready for dinner. Father **is cutting** onions for salad. Mother **is bringing** a dish. The elder girl **is laying** the plates. The younger girl **is washing** her hands.

Look at the picture. Say a few sentences about it.




1. How many children are there in the first picture?  
There are \_\_\_\_\_.
2. How many children are standing?  
\_\_\_\_\_ are standing.
3. How many children are playing carom?  
\_\_\_\_\_ are \_\_\_\_\_ carom.
4. How many kittens and dogs are there?  
There are \_\_\_\_\_ kittens and \_\_\_\_\_ dogs.
5. What are the kittens doing?  
The kittens \_\_\_\_\_ with a ball of wool.
6. What are the dogs doing?  
\_\_\_\_\_ are \_\_\_\_\_.

**To the Teacher**

- Let the children look at the first two pictures and say what is going on. Allow them to use non-English words if they wish.
- Read out the text to them. Ask them to notice the words in bold.
- Ask them to describe the third picture orally. Construct the text along with them on the blackboard.



7. How many people are in the house?  
There are \_\_\_\_\_.
8. In the picture of the family, what is the father doing?  
He is \_\_\_\_\_.
9. What is the mother holding in her hands?  
She \_\_\_\_\_ a dish.
10. How is the elder girl helping her mother?  
\_\_\_\_\_ the plates.
11. What is the younger girl doing?  
\_\_\_\_\_ washing \_\_\_\_\_.



1. Pick out the names of games from the following.

carom	football	eyeball
basket	<i>kabaddi</i>	chess
cricket	ladder	hockey

2. Listen and repeat.

tin            ten  
din            den  
bit            bet  
big            beg  
pig            peg

#### To the Teacher

- Help the children answer the questions orally first and then write them down.
- Make them repeat the sets of words after you.



3. Fill in the missing double letters. One has been done for you.

(i) kitten



(ii) vi\_\_age



(iii) bu\_\_er



(iv) ball\_\_n



(v) bo\_\_le



(vi) po\_\_er



4. Look at the picture and complete the boxes.



In the picture.....

- (i) there are four
- (ii) there are two
- (iii) there is a
- (iv) there are three
- (vi) there is a
- (vii) there are three
- (viii) there are five

**To the Teacher**

- Help the children fill in the boxes, with one letter in each box. Make them notice singular and plural, and 's' for plural.

